

Red and Green Flags of Social Media Use

Promoting Social Media Safety
for Individuals with Disabilities

AUCD-SIG

Mary Jo Krile, Ph.D

Eastern Kentucky University

maryjo.krile@eku.edu



TEACHING
STUDENTS WITH
MODERATE AND
SEVERE DISABILITIES



EASTERN
KENTUCKY
UNIVERSITY

Digital
Literacy

Doctoral Dissertations

Graduate School

5-2020

**Post, Update, Tweet, or Snap? Promoting Safe Social Media Use
for Young Adults with Intellectual Disability**

Marv Jo Krile

**SPECIAL
EDUCATION**

Your Presenter!

Agenda

Social Media-
What is it?

Predators

- Making friends with online strangers

Cyberbullying

Online Consent

Keeping Private
Information
Private

Netiquette

- What to share online

Social Media- What is it?

- ▶ Any online service where users can **create and share a variety of content**
- ▶ Most need an account
 - ▶ User has to agree to lengthy **Terms and Conditions**
 - ▶ Facebook, Instagram, Twitter, Zoom, Google Meet, FaceTime, Snapchat, Email, Discord, Blogs, etc.
- ▶ Are dating apps social media?
 - ▶ Yes!



What Makes Social Media Dangerous?

- ▶ Location tracking and sharing
- ▶ Private messages
- ▶ Lack of privacy settings
- ▶ "Self-destructing" messages
 - ▶ Disappear after a certain amount of time
- ▶ Uncensored photos/videos
 - ▶ Several platforms have taken steps to prevent this
- ▶ Ability for strangers to send messages to non-friends/followers



Risks of Social Media and Dating App Use

Victim

Perpetrator

- Cyberbullying
- Being threatened
- Being hacked
- Being asked for personal information
- Security
- Scams
- Predators
 - Being flirted with, asked for sexual pictures/videos/information, sent sexual pictures/videos, asked to meet in-person

Social Media Platforms: Safe vs. Dangerous

Safe for Beginners

- ▶ Facebook
- ▶ Instagram
- ▶ Pinterest
- ▶ Twitter
- ▶ YouTube

Advanced Social Media Safety Skills- Dangerous

- ▶ TikTok
- ▶ Snapchat
- ▶ Whatsapp
- ▶ Kik
- ▶ Any social media platform that uses location tracking and/or does not offer the option to disable.



Image by BBC

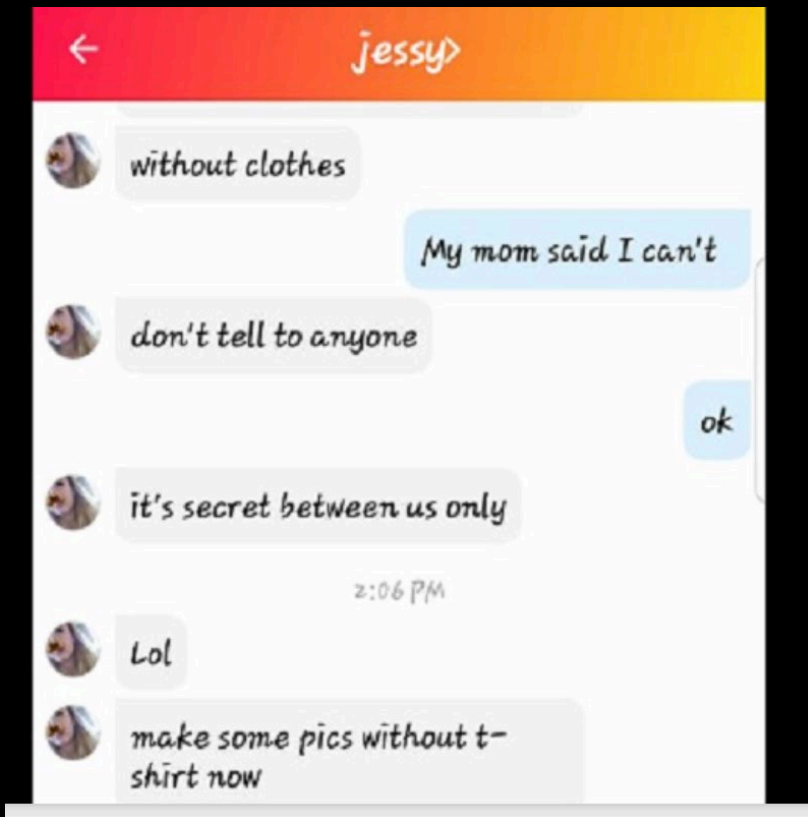
Predators

Spotting Predators: Predator Behavior

- ▶ Quickly try to be your friend
- ▶ Ask a lot of personal questions
- ▶ Do not talk about themselves
 - ▶ If they do, it is something that relates to you
- ▶ ALWAYS agree with you- most will never disagree with you
- ▶ Will not post publicly on your social media
- ▶ Try to make you promise not to tell anyone about them
- ▶ Try to make you turn against others
 - ▶ “They are horrible. You shouldn’t hang out with them. I wouldn’t treat you that way.”
- ▶ Groom you- Make you feel special and offer you free things
- ▶ Tend to ask for sexual favors and/or pictures



Actual Predator Messages Shared by Parents



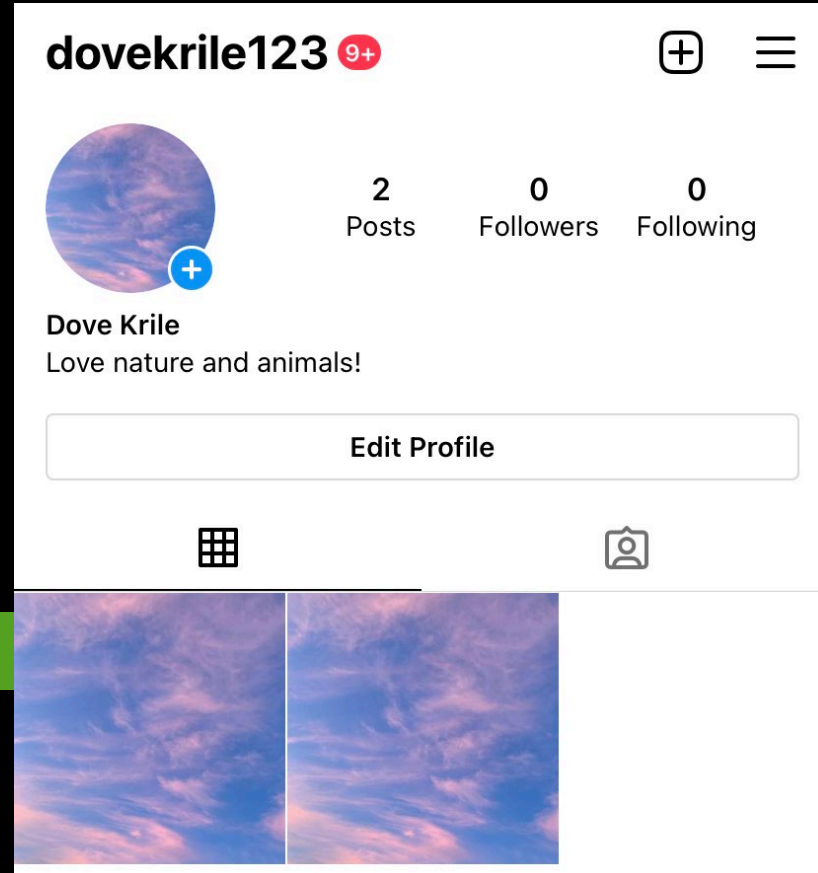
Posers and Catfishers

- ▶ Someone who assumes someone else's identity online to gain something from someone else
- ▶ Always never who they say they are
- ▶ Not always predators
- ▶ Frequently scammers
- ▶ Purpose is to gain something
 - ▶ Enjoyment in embarrassing, upsetting, or harassing someone
 - ▶ Financial gain or wish fulfillment (tangible items)

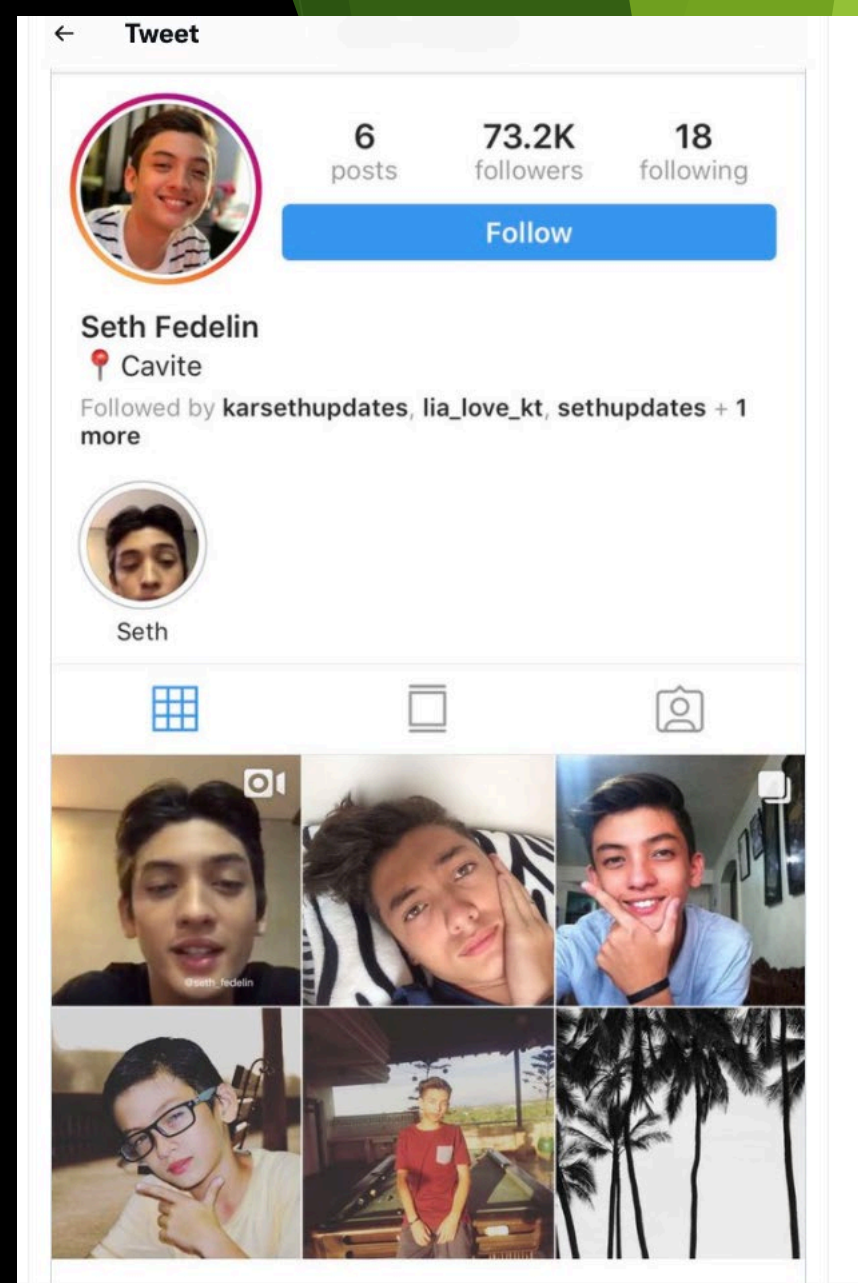
Examples of poser/catfishing profiles



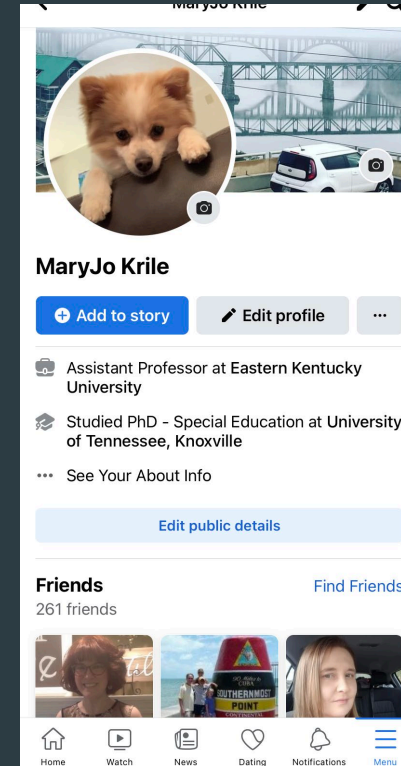
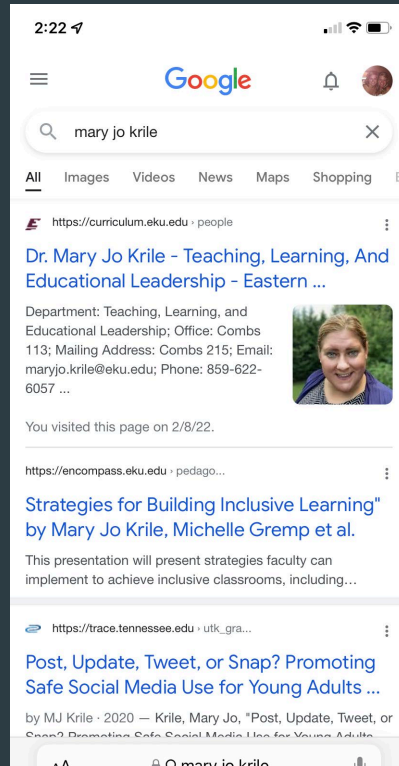
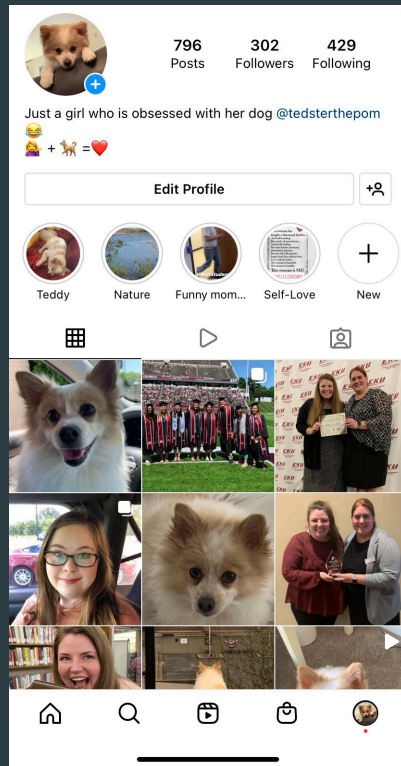
Profile picture looks like this



Lack of pictures/followers/posts/information




Lots of followers, but not following anyone



Example of Non-poser/catfisher

Spotting Catfishers and Posers

- ▶ **Look at the profile**
 - ▶ Are there pictures?
 - ▶ No = catfisher/poser
 - ▶ Do these pictures match what they tell you?
 - ▶ No = catfisher/poser
 - ▶ Are there posts?
 - ▶ No = catfisher/poser
 - ▶ Do they publicly post?
 - ▶ No = catfisher/poser
- ▶ **Ask questions that match what is on their profile**
 - ▶ If answers differ = catfisher/poser
- ▶ **Google Search the person**
 - ▶ Does the person exist on Google?
 - ▶ No = catfisher/poster



Addressing Predators, Posers, & Catfishers

- ▶ NEVER give personal information until you have gained trust
 - ▶ What does online trust look like?
 - ▶ Person has talked openly about themselves- and it sounds similar to you
 - ▶ Person has video chatted with you and shown themselves in camera several times
 - ▶ You have researched the person's social media profiles and
 - ▶ The profiles exist
 - ▶ The profiles reflect what the person has shared
 - ▶ Power of a Google Search
- ▶ In dating apps: always use in-app video chat several times before meeting in person
 - ▶ If person refuses to video chat (or video chats without a camera on) or appears much older than they said they are- This is a **RED FLAG. End contact immediately**
- ▶ **Block and Report ANY predator, catfisher, and/or poser!!!**

Making Friends with Online Strangers: Who is Safe?

- ▶ Aren't quick to meet in person
 - ▶ Are okay with going months or years without meeting (or never want to meet in person)
- ▶ Share information equally- likes, dislikes, etc.
 - ▶ Information does not 100% match your own information
- ▶ Will not always agree with you
- ▶ Are okay with relationship staying fully online (not quick to go to personal phone /private places to chat)
- ▶ Will post publicly
- ▶ Will not pressure you to do something you do not want to do!

Meeting Online Friends In-Person

- ▶ If meeting someone in person:
 - ▶ Meet in public place
 - ▶ Never get in a car with the person
 - ▶ Tell at least three people that you are meeting someone from online
 - ▶ Have an escape plan: text someone to call with an “emergency”
 - ▶ Communicate your escape plans with others
 - ▶ Have a charged phone and know how to activate SOS on it
 - ▶ Leave phone on the entire time

Resource for Teaching Identification of Predators, Catfishers, and Posers

- ▶ **CREATED RESOURCE WILL BE ADDED HERE THIS WEEKEND!!!!**

Cyberbullying



Addressing Cyberbullying

- ▶ Individuals with disabilities have identified that it is hard to talk to someone about cyberbullying that has occurred.
 - ▶ Afraid of retributions
 - ▶ Ensure that there is consequences for cyberbullying
 - ▶ Banned from social media
 - ▶ If banned for more than three times, banned for life
 - ▶ Policy
 - ▶ Extreme cases- fines
 - ▶ By reporting, we are preventing the cyberbully from doing harm to others.
- ▶ Tell a Top Three Trusted individual, block, unfollow, report, unfriend, etc.

Providing a Safe Place for Conversations: Top Three Trusted

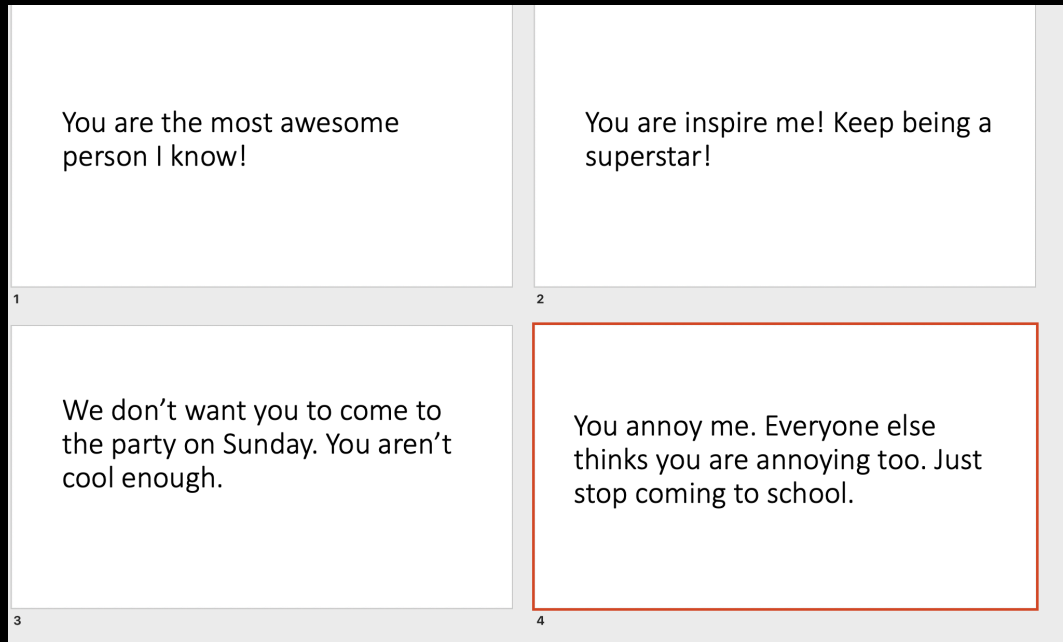
- ▶ Prior to using social media and dating apps, identify the **Top Three Trusted Individuals**
 - ▶ Who do you feel safe going to if something online bothers you or is questionable?
 - ▶ Teachers, Friends, Parents, Family, Relatives, Coaches, etc.
 - ▶ Frequently review Top Three Trusted
 - ▶ Can change over time



Creating Safe Opportunities for Practice

- **Spot the cyberbullying/predator card games**
 - Ask what steps should be taken when a cyberbully or predator is drawn
- **Create cyberbullying/predator message identification quizzes** in online learning management systems (i.e., Canvas, Moodle, Blackboard, etc.)
- **Practice writing posts/messages using a graphic organizer template**

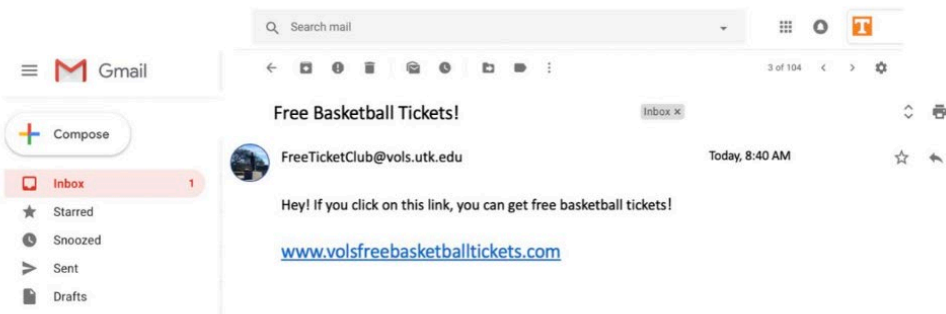
****As sensitive topics are often present, discuss emotions/feelings after practice situations! Be able/ready to report/investigate any cybercrimes that may be mentioned!***



Can play variety of games

- Go Fish
- I Have, Who Has
- Memory

Cyberbullying/Predator Game Cards



Question 1	0 pts
Is this email safe or dangerous?	
<input type="radio"/> Safe	
<input type="radio"/> Dangerous	

Question 2	0 pts
Would you reply to this email?	
<input type="radio"/> Yes	
<input type="radio"/> No	

Sylvia Letterman



If you meet me in person, I will buy you Starbucks.

got consent?

Online Consent

What is Online Consent?

- ▶ A clear “yes” is exchanged between two individuals prior to exchanging any online content (words/pictures/videos/etc.) of the sexual nature
- ▶ Required for ANY exchange that is sexual in nature
- ▶ Must be 18-years or older!
- ▶ Any of this done with someone under 18 is a cybercrime!
 - ▶ Must be reported

What Needs to Be Taught About Online Consent?

- ▶ Engaging in any sexual activity online with a minor is a crime
- ▶ Consent is needed in all exchanges of sexual nature
- ▶ Consent means that both parties **know what they have consented to!**
- ▶ Digital footprints exist!
 - ▶ Think twice before sharing any sexual images/pictures
- ▶ Pornography- must be careful with sites used. All require 18-years or older age!

How to Make Sure Consent is Given/Asked For

- ▶ **CREATED RESOURCE WILL BE ADDED HERE THIS WEEKEND!!!!**

Keeping Personal Information Private

What is Personal Information?

- ▶ Information that is personally identifiable to an individual
- ▶ Should NEVER be shared online-unless the page is secured (padlock is in address bar)
- ▶ Social security number
- ▶ Phone number
- ▶ Address
- ▶ Student ID
- ▶ Driver's license
- ▶ Bank number
- ▶ Debit/credit card number
- ▶ Place of work
- ▶ School of attendance
- ▶ Birthday



**Too Dangerous!
Do Not Reply!
Talk to a Trusted Adult!**

If one or more are checked

- ☐ I do not know the person who sent the message
- ☐ The message is inappropriate
- ☐ The message bothers me
- ☐ The person asked for personal information (birthday, phone number, address, social security number, debit/credit card number, banking information, etc.)



Safe to Reply!

If none are checked


- ☐ I do not know the person who sent the message
- ☐ The message is inappropriate
- ☐ The message bothers me
- ☐ The person asked for personal information (birthday, phone number, address, social security number, debit/credit card number, banking information, etc.)

Using Visual Checklists

Resource for Keeping Personal Information Private

- ▶ **CREATED RESOURCE WILL BE ADDED HERE THIS WEEKEND!!!!**

NETWORK +
ETIQUETTE =
NETIQUETTE



Netiquette

What to Share Online

- Black out personal information on pictures using photo app or markup
 - ▶ Identify personal information
- ▶ Appropriate/Oversharing Posts: **Grandma/parent/guardian/teacher/employer rule:**
 - ▶ “If you don’t want (Insert person role/name here) to see it, don’t post it!”
- ▶ **Golden Rule Applies Online:** Share with others what you want others to share with you.
- ▶ **Keep it Positive!** So much negativity is shared online. You have the power to change how you and others feel by keeping your posts/comments positive.

Someone is Harassing, Cyberbullying, Sharing Inappropriate/Bothersome Content

- ▶ Tell a Top Three Trusted individual
- ▶ Be honest with the sender
 - ▶ “You are really bothering me. Could you please stop?”
 - ▶ If not: Block/unfollow
 - ▶ Can unblock and refollow when ready
 - ▶ Facebook allows you to unfollow (stop seeing posts/content shared by person), but remain friends
- ▶ Ignore

Initiating Online Conversations

- ▶ Don't be afraid to reach out to friends and family!
- ▶ Do not initiate conversations with strangers unless you have looked at their profiles and they appear legit!
 - ▶ If profiles do not show pictures of the individual- **RED FLAG**
 - ▶ If profile does not have any content on it- **RED FLAG**
 - ▶ If profile has inappropriate pictures or lengthy links to unidentifiable websites-**RED FLAG**
- ▶ Wait for replies! Person will reply when able/ready!
- ▶ If person doesn't reply, that's okay!!

Who



Person, business, animal, or object

What



What is happening?

Where



Where does/did it take place?

When



When does/did it happen?

POST: _____

Graphic Organizers

VISUAL ORGANIZERS FOR
FORMING POSTS, EMAILS,
ETC.

****Can create for
dating profiles!**

Writing a social media
post graphic organizer



Panel



How/Why We Use Social Media



How We Stay Safe on Social Media

Our Advice



Key Resources

▶ Cybersaftey Resources

- ▶ Thorn- Hits the tough topics (viewing pornography, sexting, etc.)
- ▶ Family Online Safety Institute
- ▶ iGuardians (Department of Homeland Security) - hits on cybercrimes, including predators
- ▶ NetSmartz

BE ON THE LOOK OUT! EXCITING THINGS ARE COMING!

- ▶ New website resource coming- **Digital Citizenship 4 All**
 - ▶ Hold all resources created for teaching digital literacy to individuals with disabilities
 - ▶ Parent(s)/guardian(s)/caregiver(s)
 - ▶ Educator(s)
 - ▶ Student(s)
 - ▶ Advocate(s)
- ▶ Want access when it is released to public? Send email to maryjo.krile@eku.edu and your name will be put on the listserv!



Questions?

- Email: maryjo.krile@eku.edu

